

# CHEDER MENACHEM PARENT/STUDENT HANDBOOK תשע"ז · 2016/17

"...Just as wearing Tefillin everyday is a Mitzvah commanded by the Torah to every individual regardless of his standing in Torah, whether deeply learned or simple, so too is it an absolute duty for every person to spend a half hour every day thinking about the Torah education of children, and do everything in one's power—and beyond one's power—to inspire children to follow the path along which they are being guided..." *(Hayom Yom 22 Teves)*



כ"ח תמוז, תשע"ו

August 3, 2016

Dear Parents, שיחיו,

We hope your summer is enjoyable and productive. During the summer, we are enthusiastically preparing for the coming school year so that our children will be nurtured in an environment where they can grow and achieve academically and socially. Our goal is to provide the children with a Chinuch of the highest caliber, imbued with the warmth and spirit of Chabad Chassidus so they will continue to be a source of nachas to you, the Cheder and to the Rebbe.

This handbook is prepared as your reference guide for administrative procedures, school policies and expected conduct.

Together, the parents, the administration and the faculty of Cheder Menachem are partners in fulfilling the Mitzvah of the Torah, "Veshinantom Levonecho". Therefore we request that you review the contents of this handbook with your children and encourage them to act in accordance with the guidelines set out herein. בעז"ה our cooperative efforts will bear the fruit of yiddishe and chassidishe nachas as the children experience a fulfilling and successful year.

After reviewing the handbook with your child/children please sign the review form at the end of the handbook and submit it online or return the signed form no later than Tuesday, September 6<sup>th</sup> – first day of school.

We look forward to greeting you personally at Back to School night on Monday, September 12 for Grades Pre-1a – 5 and Wednesday, September 14 for Grades 6 - 8.

With best wishes for a Shnas Hatzlacha,

**Rabbi M. Greenbaum**  
*Menahel*

**Mrs.Y. Blauner**  
*General Studies Principal*

**Rabbi Y. Wolowik**  
*Asst. Principal*

**Rabbi S. Kesselman**  
*Middle School  
Department Head*



**CHEDER MENACHEM FACULTY**

<b>Pre-1a</b>
<p>Mrs. Mushky Rosenfeld Mrs. Tziporah Cohen Mrs. Subie Rubashkin</p> <p><b>General Studies</b> Morah Fayge Levin Ms. Rochel Pykovski Ms. Moujan Navid</p>
<b>1<sup>st</sup> Grade</b>
<p>Rabbi Chaim Burston Rabbi Schneur Munitz Mrs. Shoshana Plotkin Mrs. Aliza Menkes</p> <p><b>General Studies</b> Mrs. Hela Nathan Mrs. Naomi Kuzrecki Ms. Chana Brown Ms. Miriam Norton</p>
<b>2<sup>nd</sup> Grade</b>
<p>Rabbi Elozor Fisch Rabbi Leibel Lipsker</p> <p><b>General Studies</b> Mrs. Marilyn Kalson Rabbi Elozor Fisch Mr. Shmuly Thaler</p>
<b>3<sup>rd</sup> Grade</b>
<p>Rabbi Boruch Braude Rabbi Shimmy Heidingsfeld</p> <p><b>General Studies</b> Mrs. Shoshana Dubrow Ms. Eliza Salehari</p> <p><b>Girsa</b> Rabbi Zalman Hecht</p>
<b>4<sup>th</sup> Grade</b>
<p>Rabbi Zalmy Hecht Rabbi Simcha Frankel</p> <p><b>General Studies</b> Mrs. Chaya Berkowitz Ms. Sari Safranovitz</p>

<p><b>Girsa</b> Rabbi Schneur Munitz Rabbi D. Blasberg</p>
<b>5<sup>th</sup> Grade</b>
<p>Rabbi Mendel Meyers Rabbi Dovid Blasberg Rabbi Sedy Labkowsky</p> <p><b>General Studies</b> Mr. Tal Meidan Mr. Zach Grashin</p> <p><b>Girsa</b> Rabbi Sedy Labkowsky</p>
<b>6<sup>th</sup> Grade</b>
<p>Rabbi Zalman Friedman Rabbi Yosef Wolowik</p> <p><b>Chumash</b> Rabbi Sedy Labkowsky Rabbi Yerachmiel Wolowik</p> <p><b>General Studies</b> Mr. Thomas Kreuzberger</p> <p><b>Girsa</b> Rabbi Yerachmiel Wolowik Rabbi Shimon Heidingsfeld</p>
<b>7<sup>th</sup> Grade</b>
<p>Rabbi Sholom Glick Rabbi Yerachmiel Wolowik Rabbi Avremy Margolis</p> <p><b>General Studies</b> Rabbi Aryeh Hoffman</p> <p><b>Girsa</b> Rabbi Naftali Greenberg Rabbi Yerachmiel Wolowik</p>
<b>8<sup>th</sup> Grade</b>
<p>Rabbi Shmuel Schapiro Rabbi Naftali Greenberg</p> <p><b>General Studies</b> Mr. Noah Dorsey</p> <p><b>Girsa</b> Rabbi Shalom Glick Rabbi Yerachmiel Wolowik</p>

<b>Office Staff</b>
<p>Mrs. Hudy Lipsker <b>Finances</b> Mrs. Ruchama Langsam <b>Registration</b></p> <p>Mrs. Kayla Brown Mrs. Shaindy Pinson <b>Office Receptionist</b></p> <p>Rabbi Dov Newman <b>Administrative Support</b></p>
<b>Ancillary Staff</b>
<p>Mrs. Arezou Kavosh <b>Art Teacher</b></p> <p>Rabbi. Yossi Eilfort <b>P.E. Coach/School Security</b></p> <p>Mr. Greg Gutstein Mrs. Mizrahi <b>Title 1</b> Mrs. Yocheved Gohary <b>School Therapist</b></p> <p>Mrs. Leah Hoffman <b>Educational Therapist</b></p> <p>Mrs. Ruchie Stillman <b>Student Support Service</b></p> <p>J.J. Duchman <b>Extra Curricular Programming</b></p> <p>Rabbi Sholom Heidingsfeld <b>Tzivos Hashem Coordinator</b></p> <p>Rabbi Yehuda Heidingsfeld <b>Kriah Specialist</b></p> <p>Rabbi Yitzchok Marcus <b>Limudei Kodesh Resource Room</b></p>
<b>Administration</b>
<p>Rabbi Menachem Greenbaum <b>Menahel</b></p> <p>Mrs. Yudi Blauner <b>General Studies Principal</b></p> <p>Rabbi Yosef Wolowik <b>Assistant Principal</b></p> <p>Rabbi Sholom Kesselman <b>Limudei Kodesh Department Head</b></p>

## SCHOOL HOURS

MINYAN SUNDAY Grades 6-8 <sup>th</sup>	7:50 AM
SUNDAY Grades 1-5 <sup>th</sup>	9:00 AM – 1:00 PM
MINYAN MONDAY – FRIDAY 6-8 <sup>th</sup> Grades	7:20 AM
MONDAY – THURSDAY Pre1A – 5 <sup>th</sup> Grades	8:30 AM – 4:35 PM or 5:30 (7 <sup>th</sup> and 8 <sup>th</sup> Grades)
FRIDAY	8:30 AM – 1:00 PM/2:00 PM

*\*Yard supervision begins 15 minutes before the beginning of the regular school day.  
Please do not drop off children any earlier as there is no supervision.*

## OFFICE OPERATING HOURS

SUNDAY	9:00 AM – 1:00 PM
MONDAY - THURSDAY	8:30 AM – 5:00 PM*
FRIDAY	8:30 AM – 1:30 / 2:30 PM

\* If you need to reach someone after 5:00 PM for emergency purposes contact Rabbi Yosef Wolowik (347) 512-3244

## COMMUNICATION

**Phone: 310-623-1470 • Fax: 310-623-1462**  
**E-mail: chedermenachem@gmail.com**

## DRESS CODE

*Throughout the history of Klal Yisroel proper attire has played an important role. As Chazal teach us, "We were redeemed from Egypt in the merit of not changing our manner of clothing." So too, proper dress plays a very important role in the dignity and atmosphere of a Chabad Cheder and one that bears the name of the Rebbe.*

*The following dress code is required*

Grades Pre 1a – 5 Dress Code				
SHIRTS	PANTS	SHOES	SWEATSHIRTS	YARMULKA
<p>Button-Down Shirts: solid blue, solid light blue, or solid white.</p> <p>Polo Shirts: solid blue, solid light blue, or solid white with a collar and 2-3 buttons.</p>	<p>Black, dark blue or charcoal gray.</p> <p>No jeans, sweat pants, baggy pants, oversized pockets or roll ups are allowed.</p>	<p>Black oxfords or sneakers only. No: high-tops, light-ups or roller skate sneakers. No slippers or sandals.</p> <p>No Crocs. Note: Sneaker laces must be black as well. The bottom portion of shoe or sneaker may not be red, yellow, neon, silver or any color other than black, brown or dark blue.</p>	<p>Cheder Menachem sweatshirt, Tzivos Hashem sweatshirt or solid black or solid blue.</p>	<p>No knit or leather Yarmulkas allowed.</p> <p>No caps, other than Cheder caps for outside during recess.</p>

### Grades 6 – 8 Dress Code

SHIRTS	PANTS	SHOES	SWEATSHIRTS	YARMULKA
Button-Down Shirts: solid blue, solid light blue, or solid white.	Black, dark blue or charcoal gray.  No jeans, baggy pants, oversized pockets or roll ups are allowed.	Black oxfords or sneakers only. No: high-tops, light-ups or roller skate sneakers. No slippers or sandals.  No Crocs. Note: Sneaker laces must be black as well. The bottom portion of shoe or sneaker may not be yellow, neon, silver or any color other than black, brown or dark blue.	Cheder Menachem sweatshirt, Tzivos Hashem sweatshirt or solid black or solid blue.	No knit or leather Yarmulkas allowed.  No caps, other than Cheder caps for outside during recess.



- Bar Mitzva boys should have a black hat and blue, black or dark gray sports jacket in Cheder at all times.
- If your child needs to wear Crocs for medical reasons, you must provide a note from a medical doctor and only then black Crocs can be worn.
- Only acceptable Chassidishe haircuts using the same number cut all around with the required payos length are allowed.
- If a child is not wearing proper dress code, parents will be called to bring a change of clothing

\*Dress code applies throughout the year, including during the Yeshivas Kayitz program (for learning hours)

Even when out of school, students are encouraged to dress in a manner befitting a Talmid and Chossid of the rebbe; ensuring a Kiddush Shem Shomayim etc. We expect all parents to respect the Rebbe’s Cheder and the Torah & Chassidic values for which it stands by ensuring that appropriate dress and attire is worn when coming into the Cheder premises, at any time.

## ARRIVAL

- The school day begins at 8:30 AM. Children should arrive on time.
- Upon arrival children should proceed to the lineup area and prepare for lineup.
- There will be yard supervision from 8:15 a.m. Please do not bring your children before 8:15 AM as there is no supervision prior to this time.
- Children who arrive to school too early are left with a lot of free unstructured time, which can result in destructive behavior, Children, dropped off in the yard between 7:30 am – 8:15 am will be sent to the shul by security so that they are in a supervised setting. There will be a \$10 fee for this supervision.
- Children arriving after 8:40 AM and 9:10 AM on Sunday will have to enter through the main door on La Cienega.
- Students in Grades 6-8 are expected to come to the Cheder Minyan. If a student will not be participating in the Cheder Minyan for the year, this needs to be cleared with the Cheder administration before the year begins.
- Students who consistently come late to Minyan or class will be disciplined.



## ATTENDANCE – ABSENCE & LATENESS

*Regular attendance and punctuality are prerequisites for academic success. Students who are chronically late or absent are at a distinct disadvantage and tend to fall behind in their performance at school. Please stress the importance of this life skill and demonstrate its importance by example.*

- Sunday is a formal school day in session until 1:00 p.m. with Rebbes conducting and pursuing the established curriculum and course of study. All students are expected to be in school just as they are on any other day and will be disciplined for unexcused absences.
- Students are expected to arrive on time every day. Regular unexcused lateness will result in the child being sent home when and if he arrives late.
- Flagrant absences or children taken out early from school on a consistent basis, is inexcusable.
- Students may not be picked up and taken out for lunch, without permission from the Cheder administration.
- If your child will be absent for any length of time, please notify the office, in writing, so that assignments may be sent home in order to assist your child in keeping up with rest of the class.
- All required work and tests must be made up.
- Yeshivas Kayitz attendance in the summer is mandatory for all students in Grades 1-4, students in grades 5-7 attending overnight camp for 2 months may do so. If attending overnight camp for one month only then Yeshivas Kayitz is mandatory for the 1<sup>st</sup> month.



## PICK UP \ DISMISSAL \ CARPOOL

### Pick up for Grades Pre1a – 6 begins at 4:35 PM and ends at 4:50.

- If you arrive later, the Pickford PI gate will be locked and you must ring the bell at the front door and come into the front office to pick up your carpool.
- There will be a late charge of \$5.00 for every 5 minutes you are late. On Fridays the charge will be \$ 10.00 for every 5 minutes that you are late.

### Dismissal for Grades 7 & 8 is at 5:30 PM.

- Carpool is until 5:40 PM. If you arrive later, the Pickford PI gate will be locked and you must ring the bell at the front door and come into the front office to pick up your carpool.

### Early Dismissal & Pick Up During School Time:

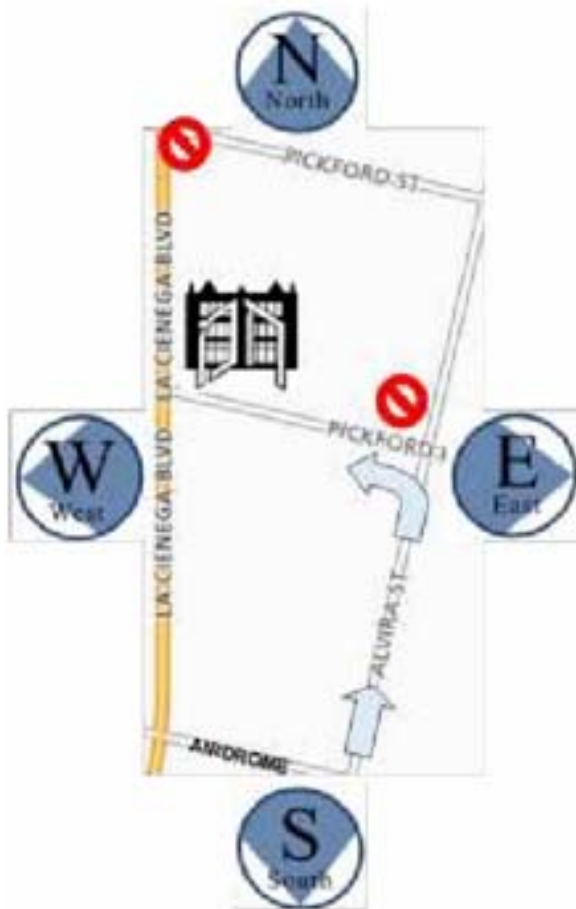
- For those parents who live far and wish to pick up their child every day at the same time, arrangements can be made with the office for either a 3:10 or 4:15 pick up. Students cannot be picked up regularly at any other time.
- Parents are requested to arrange medical, dental and all other appointments for their children after school hours.
- If you must take your child out during school time, you are required to come into the office and check out your child by signing out the "Sign Out Form". The office staff will arrange for the student to come out of class.
- Parents may not go to the classrooms themselves to take the child out.
- Calling from the car is not an option to sign out your child. The office cannot send your child to wait outside without you signing them out.

## Transportation & Carpool:

- All children must be picked up at the South gate or by a Parent/Carpool member walking in through the front entrance.
- If you wish to park your car and come pick up your child/ren by foot or are sending someone to get them, please do not park in red zones or block driveways. Let's be considerate to our neighbors and neighborhood.
- Children are not allowed to wait at the corner of Pickford Pl/Alvira or La Cienega/Pickford St.
- Please do not cross the street on Pickford Pl. anywhere in the middle of the block. It's simply dangerous. If you are taking children by foot. Please cross at the corners only.
- If you wish to have your child/ren walk home, please send a permission waiver to the office.
- Children may not change carpools without the written approval of parents presented to the office.



## Carpool Instructions



Turn on Airdrome from Crescent Heights Turn North on Alvira St

Line up on Alvira St. between Airdrome and Pickford Pl. from South to North (alongside the public school yard).

- Do not turn down Pickford Place from La Cienega
- Please follow Cheder staff instructions for turning onto Pickford Pl.
- When you are instructed to turn West on Pickford Pl, please pull up slowly and cautiously. Please do not block our neighbors' driveway as you will be ticketed.

## VISITORS:

- Parents are most welcome visitors to the school, however we do require that prior arrangements be made with the principal.
- All visitors are required by California law to check in at the office.
- Parents may not show up and roam the hallways without making the prior arrangements.
- Parents may not disturb class for any reason. You may leave a message in the office in case of an emergency situation.

## LEARNING \ ASSIGNMENTS \ HOMEWORK \ TESTS & ASSESSEMENTS

- Students are expected to be punctual for every class.
- Students are expected to have all the necessary books, materials and supplies for every class.
- Students are expected to achieve the learning goals set out in every class for every subject.
- Students are expected to complete all class work and assignments that the teacher instructs the class to do.
- Students are expected to complete all homework assignments and review as instructed by the teacher.
- Students will be held accountable for failing to do any of the above.
- Students will be assessed regularly on all subjects learnt. Students are expected to be prepared for and pass all tests and assessments.
- An absence is not an excuse for failing a test. Absent students are required to make up whatever they missed in class.
- Continued failure may result in a meeting between the administration and the parents to determine what next steps should be taken.

## COMMUNICATION – PARENT/SCHOOL:

*The school administration and faculty share a common goal with the parents – the desire to have the child succeed in Cheder and excel to the best of his abilities. It is, therefore, of utmost importance to keep the lines of communication open between parents and faculty. To facilitate our common goal and to keep open communication clear – the following procedures have been established:*

- Tests/quizzes/assessments are emailed regularly
- Report Cards: will be sent to parents three times a year. They represent the teacher's best efforts to evaluate a student's progress based upon on-going assessments of the students' work.



- Back to school night is an opportunity to meet the teacher, hear their expectations, as well as their method of communication etc.
- Parent Teacher Conferences: are scheduled twice during the year. Please refer to the School Calendar.
- Keep in touch with your child's teacher. Contact the teacher immediately when you see a problem developing (most teachers are available via email etc.) Discussing it with other parents, and/or posting it on social media will not improve the situation and is not encouraged.
- For special needs or issues that may arise, parents should communicate with the Cheder using the following guidelines:
  1. First discuss the problem with the teacher.
  2. If further communication is needed, parents should contact the principal.
- If you need to speak to your child's teacher, please call the office and leave a message for the teacher. The school secretaries will be happy to assist you in arranging an appointment with any member of the faculty and administration.
- During school hours, messages can be left for faculty members by utilizing the voice mail system or via the office staff.
- Our office staff has been instructed not to accept messages for students during school time unless it is of an urgent nature.
- Students are not permitted to use the office telephone without special permission granted by a teacher or office staff for a valid reason.

## CELL PHONES, ELECTRONICS & MEDIA:

*We are all aware of the negative influence of television on our youth and society at large. It is certainly not conducive to a proper Frum and Chassidische Chinuch. Its effects are detrimental to the spiritual growth of our children. The Cheder strongly discourages having these influences be a part of our students' lives. We go to great lengths to impart these ideals to our students.*

*When you enroll your children in the Cheder, it is expected that you share our goal of teaching and raising Torah Frum and Chassidische children. **To that end** your support in this matter is **necessary in eliminating** these influences from your homes ... as we are taught, *בערת הרע מקרבך*,*

*Additionally, it is imperative for the home to limit internet use for children and certainly ensure security is in place. The negative impact of extended internet use, and even more so of*

*unsupervised internet use is clear and well known, impacting students in their behavior as well as academics.*

- Students may not bring cell phones to Cheder. Should a student bring a cell phone to Cheder it will be confiscated, until the end of the year.
- If a parent feels it necessary for their child to have a cell phone for after school purposes, the cell phone must be checked into the office first thing in the morning and can be picked up at dismissal. If a student has a cell phone which was not checked in, it will be confiscated.
- **The only cell phones allowed to be brought and checked in must be a "non smart phone". Smartphone's will be confiscated.**
- Ipods, Ipads, DSIs, MP3 Players and the like are not allowed to be brought to the Cheder. If they are brought they will be confiscated.
- Any device with Internet access, such as an ITouch will be confiscated and will not be returned.
- Discussions of material from television, movies and the like are not acceptable. Students who discuss T.V., movies and the like will be warned once. Should a student be heard discussing these matters a second time - by any faculty member- the student will be sent home for the day. We cannot allow negative influences to spread from one student to the next.



## SNACKS & LUNCH \ BIRTHDAY PARTIES:

- Please supervise the contents of your child's food, to provide proper nutrition. Students learn and maintain focus best with a high protein meal and healthy snacks.
- Please do not send any Fleishig (meat) food to school. Dairy-Cholov Yisroel or Pareve Lunches only.
- Students will eat their lunches under teachers' supervision.
- Students are not allowed to order food from restaurants. Parents may not order food from restaurants to be delivered unless in extreme circumstances with approval from the office. If food needs to be ordered, the parents should pick it up and drop it off in the school office.

- Any food that is delivered from a restaurant will be confiscated by the school.
- Please do not send glass bottles.
- At least 2-3 snacks should be provided. We discourage including sweets with lunches.

We welcome all parents to make birthday parties for their child/ren during lunchtime. Menu: Pizza or pareve only, no meat. Snacks: Cholov Yisroel, Pas Yisroel with a reliable Hechsher. No home baked products allowed.

- Birthday parties must be arranged with the teacher in advance.

## PLAYGROUND

- Students are required to walk to and from the yard. Running in or out can be dangerous and will not be tolerated. Students seen running in or out will be disciplined.
- A Yarmulka must be worn at all times on the playground. Any student found playing without a Yarmulka even if just for a few seconds, will not be allowed to continue playing in the yard unless he is wearing a Cheder cap.
- Cheder caps will be available at the office for purchase. No other caps will be allowed to be worn.
- Language must be clean and refined at all times. Any student heard using improper or unclean language in the yard, will be removed from the game for the remainder of the recess. An additional assignment may also be necessary depending on the situation.
- All forms of aggressive physical play and/or fighting will not be tolerated in the yard. Students that are seen being physical with each other will be sent off the yard. There will be additional consequences as spelled out in the Bein Adam Lachaveiro policy at the end of this handbook.

## ILLNESS & MEDICATION / MEDICAL FORMS

- Please keep your child at home if he has any signs of illness. Any child with a fever should be kept home. Children must be 24-hour fever free before they can return to school.
- If your child becomes sick during school hours, we will notify a parent to take the child home from school. Once you receive a call from the office, we urge you to pick up your child immediately or make alternate arrangements.
- Any contagious diseases (i.e. chicken pox) should be reported to the school office as a courtesy to other parents of the school. A doctor's note is required for re-admission to class.
- Any student absent from school (even for one day) must bring a signed note explaining the reason for his absence.
- The office staff is not permitted to administer or dispense aspirin or any other medication without parental permission.
- Teachers and the office must be notified if your child needs to take any form of medication on a constant basis, or if they have any allergies. The appropriate medication form must be filled out.
- First year students, students entering Pre1A and students entering Seventh Grade must turn in their immunization record prior to the start of the school year by law.

## HANOCHAS TEFILLIN

- Please notify the office at least a day before the Hanochas Tefillin.
- Doughnuts and Mezonos products should be bought from Café Elite, Schwartz's Bakery or Eilat Bakery only.
- All dairy products (such as cream cheese, etc.) must be Cholov Yisroel with the Hechsher clearly marked.
- Classmates are not allowed to attend a Hanochas Tefillin if it does not take place in the Cheder.



## BAR MITZVAH

A Bar Mitzva, is when the G-dly soul enters the body of the young adult and is the time when he enters the age of Mitzvos. It is by its very definition a day of spirituality and holiness. This is the reason why our Rebeim treated it as a Yomtov and celebrated it in a spirit of holiness through the recitation of Chassidus and by conducting a Farbrengen. This is also reflected in the traditional Bracha given by the Rebbe for a Bar Mitzva: "May he merit to grow to be a true Chossid, Yrei Shomayim and Lamdan.

Here are a few of the many statements made by our Rebeim regarding a Bar Mitzva: Shulchan Aruch HaRav: "*The main entry of the holy soul in man is at the age of 13 years and one day (and the age of 12 for a female), for it is at this age that they are biblically obligated to keep the commandments and that they become liable to punishment for their sins.*"

Yechidus, 24 Nissan 5747: "*The day of Bar Mitzvah can be considered an individual's "Mattan Torah," the day on which G-d fully entrusts and empowers him to keep the mitzvos. The obligation to keep mitzvos comes with the power enabling him to keep the mitzvos — if he has been commanded to keep them, he surely must have the ability and potential to keep them. This includes doing the mitzvos with joy and gladness of heart. Following the principle that "one mitzvah draws another," the day of Bar Mitzvah is the first day of keeping mitzvos which will draw other mitzvos ad infinitum. It can therefore be seen as the first in a long chain of mitzvos — the beginning of an endless process.*"

Yechidus, 13 Shvat 5746: "Make for Me a Sanctuary so that I may dwell among them,"— in each one of them. The heart of each Jew constitutes an inner sanctuary. *The dedication of this sanctuary takes place on the day of Bar Mitzvah*, when he becomes obligated to keep all the mitzvos. It follows therefore that on this day there is an extra flow of blessing from G-d —

similar to the additional sacrifices that accompanied the dedication of the Tabernacle and the Temple."

In light of all of this and especially as your son is a student in the Cheder Menachem — a school that bears the Rebbe's name and whose standards represent the highest of Yiddishe and Chassidishe values, we strongly encourage you to plan a Bar Mitzva that reflects this spirit.

Here are a few guidelines to take into consideration when preparing the Bar Mitzva:

1. As these events are generally considered a סעודת מצוה (and often involve music and dancing), a proper Mechitza is most appropriate.
2. All music should be Jewish and refined. (Please understand that not all songs with Hebrew words are Jewish.)
3. The likes of disco lights, arcade games etc. undermine the spirit of a Bar Mitzva and are discouraged.
4. Dress up clothes, hats, glasses and inflatable props are unnecessary. B"ח as good Chabad Bochorim, our Talmidim are lively and full of Chayus and don't need any external effects to help them dance. On the contrary, these effects only tend to undermine the atmosphere of true and real Simcha.
5. Any theme based parties are discouraged. Should a theme event be planned it should be centered on themes of Torah, Yiddishkeit and the ways of Chassidus.
6. Classmates attending a friend's Bar Mitzvah are permitted to participate until 10:00 PM. Please plan accordingly.
7. It is advisable when planning a Shabbos (sleepover) Bar Mitzva that Bochorim / counselors be arranged and an itinerary of planned appropriate activities organized.

In connection with the above, we would also like to bring the following to your attention.

1. On the actual day of a boy's בר מצוה, it is customary for the בר מצוה boy to recite the מאמר or a portion thereof in the presence of at least a מניין of people. Even if a celebration will be held a day or two later, the מאמר is recited on the day of the actual בר מצוה. The בר מצוה boy should dress accordingly on this auspicious day, even if he is in Cheder on that day.
2. It is customary that the בר מצוה boy is called to the תורה at the first opportunity after his בר מצוה day. מנהג חב"ד is for that to be on either Monday, Thursday or שבת at מנהג. (If one's בר מצוה day is on a Friday or שבת the first עליה should not be שבת morning by שחרית). After the בר מצוה, the father of the בר מצוה boy recites ברוך שפטרני מעונש הלזה, without ה' name.

3. Many Chassidim have the custom for their son's first עלי' to be held at 770 either in the Rebbe's room or at the main מנין downstairs. To arrange that, please contact Rabbi Meir Harlig at 718-778-0668 or 718-200-2624 (cell) for the Rebbe's room, or Rabbi Menachem Gerlitzky at 718-774-3617 for the downstairs מנין. If the בר מצוה is in New York for his עלי', it is certainly appropriate to utilize this special occasion to visit the אוהל. There is an idea to recite the מאמר at the אוהל as well.
4. It is not our specific custom for the בר מצוה boy to read the תורה or הפטרה for his בר מצוה "פרשה". The Rebbe writes in letters that it is not worth pressuring a בר מצוה boy to learn the קריאה specifically for the בר מצוה. (This is not to say that knowing how to לייץ is not a worthy skill to be learned at some point.)
5. It is very important (more important than the מאמר and קריאה etc.) that the בר מצוה boy be familiar with the laws of תפילין (as well as the הלכות necessary for day to day conduct as a איד), as now he is fully obliged to fulfill these הלכות. Note: הלכות תפילין is taught in Cheder as part of the 7th Grade הלכה curriculum.
6. Regarding the recitation of the מאמר, if a boy is not familiar with the אידיש language, there is no need to pressure him to specifically recite the מאמר with its אידיש translation. Saying the מאמר in לשון הקודש or with English translation is very acceptable as well.
7. Furthermore, if a boy has difficulty with learning "by heart", undue pressure is not necessary for him to be challenged to say the מאמר בעל פה.
8. It is customary to read the letter which the Rebbe would send to a בר מצוה at the בר מצוה celebration.
9. It is important that words of תורה are said at the בר מצוה celebration. Therefore, if the בר מצוה boy already said the מאמר earlier in the day, or the celebration is on a different day, parents should ensure that the מאמר is repeated. Alternatively, the בר מצוה boy, his father or someone else should say words of תורה at the celebration. It is also customary for the בר מצוה boy to recite a פלפול at the בר מצוה celebration.
10. It is customary that the parent of the בר מצוה boy say words of ברכה and חיזוק to his/their son and give thanks to ה' at the celebration.

## MIVTZOIM

WINTER SCHEDULE: 12:00 PM | SPRING SCHEDULE 1:00 PM

- Eighth Grade Students – selected by the Cheder will be allowed to go on Mivtzoim on Fridays. Written parental permission will be necessary for these students to go on Mivtzoim.


## SCHOOL SAFETY PROCEDURES

### PROPERTY & GROUNDS:

- The school grounds are private property. The Cheder exercises full authority in addition to full responsibility for all students.
- Leaving the premises, without written permission from the office or a teacher, is a serious infraction resulting in suspension from school.
- The school is not responsible for any children on or off campus grounds after school hours.

### Hallways:

- The Cheder hallways are meant to be a corridor through which one can walk safely and undisturbed from one place to another. Running in hallways is unsafe and will not be tolerated.
- Any student that is found running in the hallway during recess will be detailed for a few minutes.
- In general, students may not be in the hallways without a hall pass.
- When students are in the hallway, even with permission, care must be taken to keep the noise level down, as classes are in session at all times.





- We take pride in our school's cleanliness. Therefore, eating or littering in the hallways will not be tolerated.
- Any child found littering or eating in the hallway will be required to clean the hallway for a significant period of time.
- Jumping to touch the exit signs or top of doorway etc. will result in a \$ 10 fine after being warned once.

### Elevator:

- The elevator is off limits to any student.
- Students caught in the elevator will be suspended and a parental meeting will be necessary prior to returning to school.
- Additionally, students may not play with the elevator button. Students caught playing with the button will be fined.



## EMERGENCIES

- Please be advised that in the event that the Cheder phone lines are down during an emergency I"n, we have an arrangement with the office staff of Bais Chaya Mushka to field Cheder Menachem related phone calls.
- The Bais Chaya Mushka office will be updated with as much information as possible under the circumstance at the time. Their phone number is 310-859-0770/Rabbi Danny's office.
- If email access is available you can communicate via [chedermenachem@gmail.com](mailto:chedermenachem@gmail.com)
- Additionally, in the event of a citywide catastrophe I"n, where local land line phones are down, we have an arrangement with Yeshiva Schools of Pittsburgh to update our parents. Their number is (412) 422-7300 x 1210

## BICYCLES \ SCOOTERS \ SKATEBOARDS RIPSTICKS \ ROLLERBLADES

- Students who come to school with a bicycle must park their bicycle in the designated area for bicycle parking. The bicycles should be chained and locked. The Cheder does not assume responsibility for the bicycles.
- Students may not use their bicycle to ride around the yard during recess or dismissal. Should a student use his bicycle in the yard at any time during the day other than arrival or dismissal, that student will no longer be allowed to bring a bicycle to school.
- Scooters, skateboards, rip sticks and rollerblades may not be brought to school at all times.



## HAZARDOUS MATERIALS:

- Hazardous materials such as lighters, firecrackers, fireworks, party snappers and any similar objects are forbidden from being brought to school.
- Should a student bring any such objects to school, they will be confiscated and will result in suspension from school.
- Items that are not necessarily hazardous in nature, but can lead to wild or dangerous activities, such as water balloons, confetti spray, etc. are forbidden and will result in the same consequence as hazardous materials.

## RESPECT FOR SCHOOL ENVIRONMENT

### BOOKS, WORKBOOKS AND SCHOOL SUPPLIES:

- Yehadus Books, Girsah Seformim, General Studies textbooks and workbooks are issued by the school. The text books are the property of the school, and are on loan to the students for use during the school year.
- Textbooks must be returned in good condition at the end of the school year.
- *Abuse of books will not be tolerated.*
- Parents will be responsible for replacing any lost or damaged books.
- Please make sure that your child has all the supplies listed for school.

### CLASSROOMS:

- Students are responsible to maintain order and cleanliness in their classrooms.
- A student who willingly litters and dirties his environment may be required to clean up an area of the Cheder.
- A student who defaces school property, such as a desk or chair, will be required to scrub clean a number of desks or chairs in the classroom, or pay for a new comparable item of which they defaced.

### DAMAGES:

- Should a student damage any Cheder property, they will be subject to a fine reimbursing the Cheder for the damage and labor involved in repairs.
- The Cheder has invested in expensive technology such as laptops, smart boards ipads etc. Should a student damage any such equipment they will be required to reimburse the Cheder the full amount of the damages.

- To prevent further occurrences, a security deposit in equal amount will be required. The security deposit will be returned at the end of the year provided that no further damage is done by the student.
- Any materials that can cause damage will automatically be confiscated if brought to the Cheder.

## DERECH ERETZ & MIDOS TOVOS

*Please discuss the importance of Derech Eretz with your children. Chazal state, "Derech erez Kodmo L'Torah." Students need to be taught that it is incumbent upon them to speak in a refined proper manner to teachers and classmates, and in general, be civil in their behavior.*

### DERECH ERETZ:

Derech Eretz includes but is not limited to:

- Following teacher's instructions the first time (his own teacher as well as any other teacher or faculty member).
- Speaking and behaving with respect towards all teachers, administrators and faculty members. (I.E. Not arguing , not interrupting, not raising ones voice, no silly or immature comments)
- Give a teacher full attention, not allow himself to be distracted, and certainly not to distract anyone else..
- Stand up when any adult enters the room.
- Speak courteously to any adult
- Pass by adults in a respectable manner
- Open the door for an adult when presented with the opportunity

### Chutzpa:

- Chutzpa includes but is not limited to: disrespectful remarks made by a student to any teacher or faculty member, or made in the presence of any teacher or faculty member.
- This includes, but is not limited to, remarks about the teachers' person, style of teaching, grading and disciplining – as well as vulgar or foul language of any sort.
- The refusal to obey a direct request or order from a teacher or a faculty member.

If a student displays Chutzpa the consequences will range from a written assignment to a two day suspension from school depending on the level of severity and/or frequency of the Chutzpah.

Should there be any ongoing persistent challenge with these issues, there is cause to involve professional help to work on student behavior management before allowing student back into school.

In circumstances of extreme chutzpa, parents will be called to pick up their child right away. If parent lives a distance from Cheder, parents will need to arrange pick up with their emergency contact.

## MIDOS TOVOS

- Students are expected to speak and act with respect to other students and to faculty.
- No fighting or physical interaction with other students.
- No verbally abusing other student by calling them degrading names or threatening innuendos.
- No Bullying (using one's clout or position of strength to exclude, intimidate or harm anyone).
- If a student displays aggressive behavior towards, or verbally abuses another student, the consequences will range from Assignments to Suspension from school for 1 to 2 days depending on the level of the student's aggressive behavior.

### Bullying:

- Should a student bully another student (as defined) he will immediately be sent home for suspension and will only be allowed to return after a meeting with the parents and administration takes place.

### SCHOOL WIDE POSITIVE REINFORCEMENTS FOR DERECH ERETZ AND MIDDOS TOVOS

- The Cheder has a weekly Talmid HaShavuah for Midos Tovos. This gives every child the opportunity to be publicly recognized in the weekly Newsletter.
- General Studies Student of the Month for Midos Tovos and academic effort. recognized in monthly General Studies newsletter.



- A Talmid for each grade will receive the monthly "Cheshek Award" for Middos. Seforim are given as a reward and their pictures are published in the Cheder newsletter.
- Mentchlichkeit MVP Awards are given weekly and monthly for talmidim in grades 1<sup>st</sup> – 4<sup>th</sup> who display Mentchlichkeit & good Midos in the yard and during P.E. period.
- Incentive systems such as Rebbe card collection and Tzivos Hashem missions and points are awarded for display for good middos as well.

## LANGUAGE:

- Inappropriate language will not be tolerated.
- If a child uses or writes inappropriate words, expressions, etc. he will receive an assignment relating to Chazal and their teachings about "using refined language". They will be told that this is a warning.
- Children who claim that this was "an accident" will be given the same assignment.
- A second occurrence will result in one hour detention.
- A third occurrence will result in a suspension and a conference with the child's parents prior to re-entry into the Cheder.

## Expulsion:

If the Cheder feels that despite its best efforts and after having gone through all the discipline measures outlined in this handbook, a student's behavior is still beyond the scope of acceptable behavior, it reserves the right to expel that student since it can no longer service his needs.

Additionally, if a student's behavior is determined to be detrimental to the school environment, which the Cheder strives to maintain, the Cheder reserves the right to expel that student for the benefit and safeguarding of all the students in the Cheder.

**Cheder Menachem Parent-Student Handbook 2016/2017**

I HAVE READ THE PARENT-STUDENT HANDBOOK AND HAVE REVIEWED THEM WITH MY CHILD/CHILDREN.

---

(print) NAME OF PARENT

---

Date

---

(print) NAME OF STUDENT

---

GRADE

---

(print) NAME OF STUDENT

---

GRADE

Please return to the Cheder office no later than Tuesday, September 6<sup>th</sup>.

Thank you for your cooperation.

# Cheder Pride

## Derech Eretz

## Ahavas Yisroel

## Middos Tovos

### All The Time and Everywhere

- Be respectful to all adults
- Be polite & courteous to all
- Keep hands & feet to yourself
- Keep your language clean and refined
- Maintain a positive attitude
- Put forth your best effort
- Wear proper school uniform
- Be punctual
- Be safe. Do not do anything that may endanger you or anyone else
- Keep your surroundings clean and neat
- No selling things
- No electronics
- Report problems to an adult

### Hallway & Stairs

- Walk on right side of the stairs
- Walk. No running
- Talk quietly
- Obtain a pass to enter hallway
- No bouncing ball
- Elevator is off limits
- No jumping to touch exit signs or door posts

### Classroom & Learning

- Follow teachers instructions properly
- Have all the seforim, books and supplies that you need for class.
- Put forth maximum effort in all subjects
- Behave only in a way which helps you and those around you learn best.
- Complete all assigned tasks and written work
- No playing ball and no bouncing ball

	<ul style="list-style-type: none"> <li>• Keep floors, desks, cubbies, shelves and sills clean</li> <li>• Respect all school property, furniture etc.</li> <li>• Classrooms must be left clean and organized at the end of every period.</li> </ul>
<b>Restrooms</b>	<ul style="list-style-type: none"> <li>• Leave restroom clean &amp; orderly. Keep floors dry and clean</li> <li>• Wash hand with soap &amp; water before leaving. Use paper &amp; water wisely</li> <li>• Restroom is not a place for socializing</li> <li>• Say אשר יצר</li> </ul>
<b>Recess</b>	<ul style="list-style-type: none"> <li>• Walk out to recess with teacher</li> <li>• No remaining behind in the classroom without supervision</li> <li>• No hanging out in the shul, hallways or area in front of the office</li> <li>• Be inclusive in your games</li> <li>• Use considerate and appropriate language and tone of voice</li> <li>• Play fair &amp; follow the rules</li> </ul>
<b>Lunch</b>	<ul style="list-style-type: none"> <li>• Remain in designated lunch area the entire duration of lunch</li> <li>• Do not share food</li> <li>• Clean up after yourself</li> <li>• Wash for Hamotzi and Bentch after eating</li> </ul>
<b>Shul &amp; Davening</b>	<ul style="list-style-type: none"> <li>• Only for Davening and learning. Off bounds all other times of day</li> <li>• No eating, running, socializing, playing games etc.</li> <li>• Must have a hat and jacket for davening</li> <li>• Remain in your place throughout davening</li> <li>• No talking during Davening</li> <li>• All students are encouraged to be Chazzan</li> </ul>

## Cheder Menachem Dress Code

תשע"ו- תשע"ז / 2016-2017

### **PANTS:**

SLACKS: dark only: navy blue, black, charcoal gray

NO jeans, pants with oversized pockets or cargo pants (with pockets running down the length of the pants-only pockets on the top-sides)

### **SHIRTS:**

#### GRADES PRE 1A – 5

SHIRTS: collar, button down: solid white, solid blue, solid light blue

or

POLO SHIRTS: collar and 2/3 buttons: solid white, solid blue, solid light blue

NO stripes or lines whatsoever



#### GRADES 6-8

SHIRTS: collar, button down: solid white, solid blue, solid light blue

NO stripes or lines whatsoever

### **SWEATSHIRTS:**

SWEATSHIRTS: solid blue, solid black, Tzivos Hashem, or Cheder Menachem sweatshirt.

Cheder Menachem sweatshirts are available to purchase.



**SHOES:**

SHOES: black only SNEAKERS: black only. Note: Sneaker laces must be black as well. The bottom portion of shoe or sneaker may not be yellow, neon, silver or any color other than black, brown or dark blue.

NO high tops, light ups, roller skate sneakers or CROCS. If your child needs to wear crocs for medical reasons, you must provide a note from a medical doctor and only then can black crocs be worn.

**HAT & JACKET:****Bar Mitzvah boys**

HAT: black

JACKET: Suit jacket only – Bar Mitzvah boys must bring their hats & jackets to Cheder daily.

NO baseball caps

NO leather or knitted yarmulkas

NO jean or leather jackets

Haircuts should be in line with what is acceptable for a student of Cheder Menachem. The same number cut should be used for the haircut all around.



## Pre – 1A

1. Dot to Dot קריאה workbook Vol. 1

## First Grade - א' - כתה

1. with numbered lines (make sure the Siddur has תפילות השבת as well)
2. (Artsroll edition חומש בראשית /רש"י מנוקד specifically)
3. Linear Chumash (home use) בראשית
4. לשון התורה חלק א'
5. כתיב נכון א & ב
6. מחברת 2 Hebrew

## Second grade - ב' - כתה

1. with numbered lines (make sure the Siddur has תפילות השבת as well)
2. Large Tehillim – חב"ד – (Fellig edition - If you do not have one, please send \$18 to purchase one through the Cheder)
3. ((Artsroll edition חומש בראשית /רש"י מנוקד specifically)
4. workbook-P'Tach חיי שרה-תולדות
5. workbook – P'Tach ויצא
6. workbook - P'Tach כתב רש"י
7. P'Tach שרשים book – Schwarzmer

## Third Grade - ג' - כתה

1. with numbered lines (make sure the Siddur has תפילות השבת as well)
  2. Large Tehillim – חב"ד (Fellig edition - If you do not have one, please send \$18 to purchase one through the Cheder).
  3. (Artsroll edition חומש בראשית רש"י מנוקד specifically)
  4. משניות ברכות מאירות
  5. vocabulary workbook – P'Tach עברית
  6. The difference workbook – P'tach דקדוק
  7. 3 Hebrew מחברת (K'tav Publishing)
- Please ensure that there is a ברכות מאירות at home for homework use.**

## Fourth Grade - ד' - כתה

1. צבאות ה' סידור
2. Large Tehillim – חב"ד
3. (Artsroll edition חומש שמות רש"י מנוקד (blue))
4. משניות סוכה מאירות
5. workbooks- All 5 פרקים (4 books) סוכה
6. נביא ספר יהושע - שופטים
7. מחברת 1 Hebrew

## Fifth Grade - ה' - כתה

1. תהלים - Large with סידור חב"ד
2. גמרא פרק אלו מציאות מנוקד (Tuvias)
3. חומש שמות רש"י מנוקד (blue)
4. משניות בבא קמא
5. קיצור שלחן ערוך עם פסקי אדה"ז מנוקד
6. נביא ספר יהושע-שופטים

## Sixth Grade - ו' - כתה


1. גמרא בבא מציעא-פרק המפקיד (No English) נקודות With
2. חומש במדבר- מקראות גדולות
3. חת"ת היום יום
4. נביא שמואל א'
5. קיצור שולחן ערוך עם פסקי אדה"ז מנוקד
6. משניות בבא מציעא- משנה בהירה - חורב
7. ספר שבה המועדים

## Seventh Grade - ז' - כתה

1. – גמרא פסחים (no Art Scroll)
2. חומש במדבר מקראות גדולות
3. חת"ת היום יום
4. נביא שמואל ב'
5. לקוטי שיחות א & ב
6. ספר שבה המועדים
7. ספר שבה יקר

## Eighth Grade - ח' - כתה

1. גמרא בבא קמא (no Art Scroll)
2. חומש ויקרא מקראות גדולות
3. (class use) חומש בראשית, שמות, ויקרא - Metsudah
4. נביא מלכים א' וב'
5. ספר שבה המועדים
6. – English version ספר שמירת השבת (גדסי) תניא – large





## Pre – 1A

Backpack  
 1 8 oz. Glue Bottle  
 Box of Crayons/Markers  
 Small Pair of Scissors  
 Box of Tissues  
 Two 2-pocket folders  
 Two 1"-3 Ring binder  
 Eraser & Pencil Sharpener  
 3 Ring pencil case  
 Dry erase markers  
 Change of clothing (in Ziplock & Labeled)  
 B & W composition notebook  
 Pencil case

## Grade 1

Backpack  
 24 Sharpened Pencils  
 1 Sharpener  
 1 Pencil Case  
 2 packs of erasers  
 1 box of tissues  
 2 Glue Sticks  
 1 Crayons & 1 markers  
 Two- 2-pocket folders (no pictures)  
 1 markers/crayon case  
 1 pair of scissors

### General Studies

5 boxes of pencils (#2)  
 4 tissue boxes  
 1 box of gallon-sized bags  
 Individual white board  
 1 package dry erase markers  
 2 Composition books  
 10 packages of sticky notes (any color)  
 5 two-pocket folders (plastic and no pictures)  
 2 packages index cards

## Grade 2

1 backpack  
 Siddur in good condition  
 3 folders with 2-pockets (No picture)  
 A pencil case with zipper (about 4x6):  
 10 Sharpened pencils  
 Eraser  
 Sharpener  
 A plastic box with:  
 Crayons or markers  
 Scissors  
 Glue Stick  
 1 box of tissues

### General Studies

1 folder with 2-pockets  
 2 erasers  
 20 sharpened pencils

## Grade 3

1 Backpack  
 One 2-pocket folders (no pictures)  
 One 1in-3 ring binder with HARD cover and 5 subject dividers  
 One ½ in – 3 ring binder with HARD cover

1 Pack (50 sheets) of wide-rule lined paper -  
 A pencil case with zipper (about 4x6) with:

- 24 Sharpened pencils
- 1 Eraser
- 1 Sharpener

A plastic box with:

- Markers
- Scissors
- Glue Stick
- 1 box of tissues
- 4 highlighters (1 pink, 1 yellow, 1 blue, 1 green)

### General Studies

12 no. 2 pencils  
 4 black or blue ball point pens  
 2 Pink erasers  
 1 additional Pencil sharpener  
 1 additional package of markers or crayons  
 1 Scissors  
 1 bottle of Elmers glue  
 1 fat glue stick  
 1 pencil case that will fit all supplies  
 1 Box of tissues  
 1 ½" Hard Cover 3-Ring binder  
 3 dividers  
 2 Red pens  
 3 Highlighters (1 pink, 1 yellow, 1 green)  
 3 folder with 2-pockets – NO pictures  
 2 Wide ruled composition books

## Grade 4

Backpack  
 24 Sharpened Pencils  
 1 Pencil Case  
 1 3-ring binder  
 1 Set of 5 Subject Dividers  
 1 Small Pair of Scissors  
 1 Set of Markers  
 1 Folders with pockets for H.W.  
 4 Highlighters of Different Colors  
 1 Glue stick and school glue  
 1 Composition Notebook  
 1 roll of pennies in a bag  
 1 pencil sharpener  
 Tissue box

### General Studies

1 pack of lined paper (200 sheets)  
 1 pack of graph paper  
 1 composition book  
 1 small Dry-Erase board  
 2 Dry Erase markers  
 1 folder with two pockets  
 One 1" 3-ring binder  
 One Red 1 ½ " 3-ring binder  
 12 Sharpened #2 pencils  
 1 Ruler  
 Wallet (zippered)  
 1 Package 8-dividers  
 1 large Eraser  
 Tissue Box  
 1 pair of earbuds with case

## Grade 5

Backpack  
 12 Sharpened Pencils  
 12 Pens (black or blue)  
 1 Sharpener  
 2 Pack 3x5 index cards  
 1 Pencil Case  
 1 package of post-it notes  
 1 index card holder  
 1 eraser  
 1 box of tissues  
 One 3" – 3 Ring Binder  
 1 pack lined paper  
 2 set of 5-subject dividers  
 1 box Crayons  
 1 Small Pair of Scissors  
 1 Glue Stick  
 1 Composition Notebooks  
 Please make sure every student has a watch!

### General Studies

2 - 1" Binder  
 Two 2 pocket folders  
 2 pack of index cards

## Grade 6

1 Backpack  
 12 Sharpened pencils or pens (black/blue)  
 1 Sharpener  
 1 Pencil Case  
 1 Eraser  
 1 Box of Tissues  
 1 Set of 2 Subject Dividers  
 One 3 Ring Binder-Hard Cover  
 1 Plastic 2-pocket folders  
 1 pack 3 x 5 index cards (300)

### General Studies

1 Composition Book  
 1 3-Ring binder  
 Two 2-pocket folders  
 1 Pack (5) 3-ring dividers  
 2 Packs lined paper

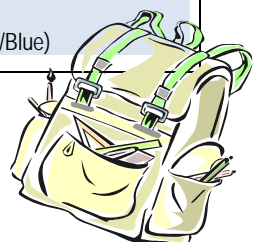
## GRADE 7 & 8

Backpack  
 2 Packs of 12 Pens (Black/Blue)  
 1 Box of tissues  
 1 composition notebook  
 2 Package of College-rule lined paper  
 Two 3-Ring Binders – Hard Cover  
 1 Highlighter  
 1 Pack (8 subject) Divider

### General Studies

One 2" 3-Ring binder  
 2 Packs lined paper  
 1 Pack (5) 3 ring divider  
 2 Two-pocket folders  
 2 Packs of 12 Pens (Black/Blue)

Please label ALL Supplies & belongings.





# Cheder Menachem School Calendar

## תשע"ו - תשע"ז / 2016-2017

**SEPTEMBER**

6	Tuesday	Student Orientation Grades 1 <sup>st</sup> - 8 <sup>th</sup> 9:00 am – 1:00 pm <i>Students in Grades: 6,7,8 daven in shul prior to coming to Cheder. Pre1a Orientation 10:00am-1:00pm in their classroom.</i>
7	Wednesday	First full day. School begins at 8:30 am <i>Students in Grades: 6<sup>th</sup>, 7<sup>th</sup>, 8<sup>th</sup> start at 7:20 am for Minyan</i>
12	Monday	Back to school night Pre1A – 5 <sup>th</sup> Grades at 8:00pm
14	Wednesday	Back to school night for 6 <sup>th</sup> – 8 <sup>th</sup> Grades at 8:00pm
25	Sunday	Slichos – Cheder begins at 10:00 AM

**OCTOBER**

2- 4	Sun-Tues	Erev Rosh HaShana – Rosh HaShana – No Cheder
5	Wednesday	Tzom Gedaliah-9:00am-1:00pm- <i>Minyan 7:50 am Grades, 6<sup>th</sup>, 7<sup>th</sup> &amp; 8<sup>th</sup></i>
11-12	Tue & Wed	Erev Yom Kippur – Yom Kippur – No Cheder
13	Thursday	Cheder will resume at 9:00am – Minyan at 7:50am
16-26	Sun-Wed	Erev Sukkos - Sukkos Break – No Cheder
27	Thursday	Cheder will resume – regular schedule
28	Friday	Friday, 1:00 p.m. dismissal begins

**NOVEMBER:**

7	Monday	Picture Day
25-27	Fri & Sun	No Cheder

**DECEMBER**

18	Sunday	Parent Teacher Conferences
26-27	Mon- Tues	Chanukah – 4:15pm dismissal
28-1	Wed- Sun	Chanukah Break – No Cheder

**JANUARY**

2	Monday	Cheder will resume - regular Cheder schedule
25	Wednesday	Teacher in service day
26-30	Thurs. – Mon.	Mid Winter Break
31	Tuesday	Cheder will resume – regular Cheder schedule

**MARCH:**

9	Thursday	Taanis Esther - 1:00 p.m. dismissal
12-13	Sun -Mon	Purim/Shushan Purim – No Cheder
26	Sunday	Parent Teacher Conferences

**APRIL**

6	Thursday	Special Program for י"א ניסן – No Regular Cheder
7 -19	Fri- Wed	Pesach Break – No Cheder
20	Thursday	Cheder resumes with regular schedule
21	Friday	Friday 2:00 p.m. dismissal begins

**MAY / JUNE**

14	Sunday	Lag B'Omer – Special Program – TBA
30	Tuesday	Erev Shavuos – 1 PM Dismissal
31 -2	Wed -Fri	Shavuos Break – No Cheder

**JUNE / JULY**

18	Sunday	8 <sup>th</sup> Grade Graduation
21	Wednesday	Last day of school – 2:00 pm dismissal
22 - 26	Thur- Mon	Pre Summer Break
27- July 22	Tues - Fri	Yeshivas Kayitz Program





# CHEDER PRIDE

**מענטש**

**MENTCH**

**מידות טובות**

**WELL MANNERED**

**אהבת ישראל**

**KIND**

**דרך ארץ**

**RESPECTFUL**